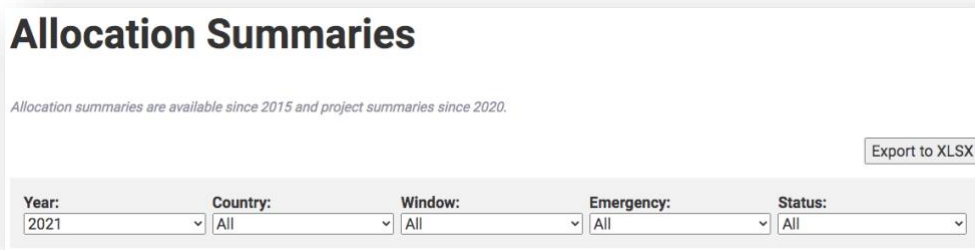


Background information for the Advisory Group

Over the past year, OCHA has launched a series of online information tools that provide real-time information of CERF and CBPF allocations. Therefore, instead of the former allocation overviews that the CERF secretariat would share with the Advisory Group ahead of its meetings, this document provides a brief overview of the online information tools and with that, access to up-to-date allocation information and more. The online information tools include the CERF [online allocation tracker](#), the [CERF Data Hub](#) and the [Pooled Funds Data Hub](#). Please consult them for an overview of 2021 allocations and funding details, as well as for additional historic allocation data. An overview of 2021 allocations by country is included in the final section of this document.

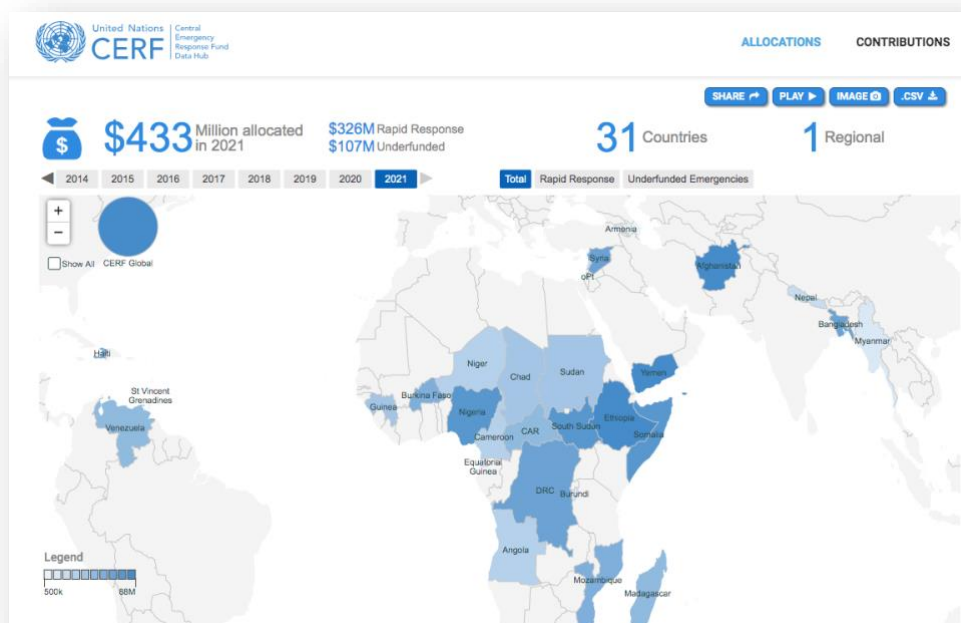
CERF Allocation Tracker

The CERF online allocation tracker provides real-time information on each CERF allocation. With the development of the online tracker, CERF also offers the [service](#) that stakeholders can receive e-mail notifications of new CERF allocations as soon as these are decided.



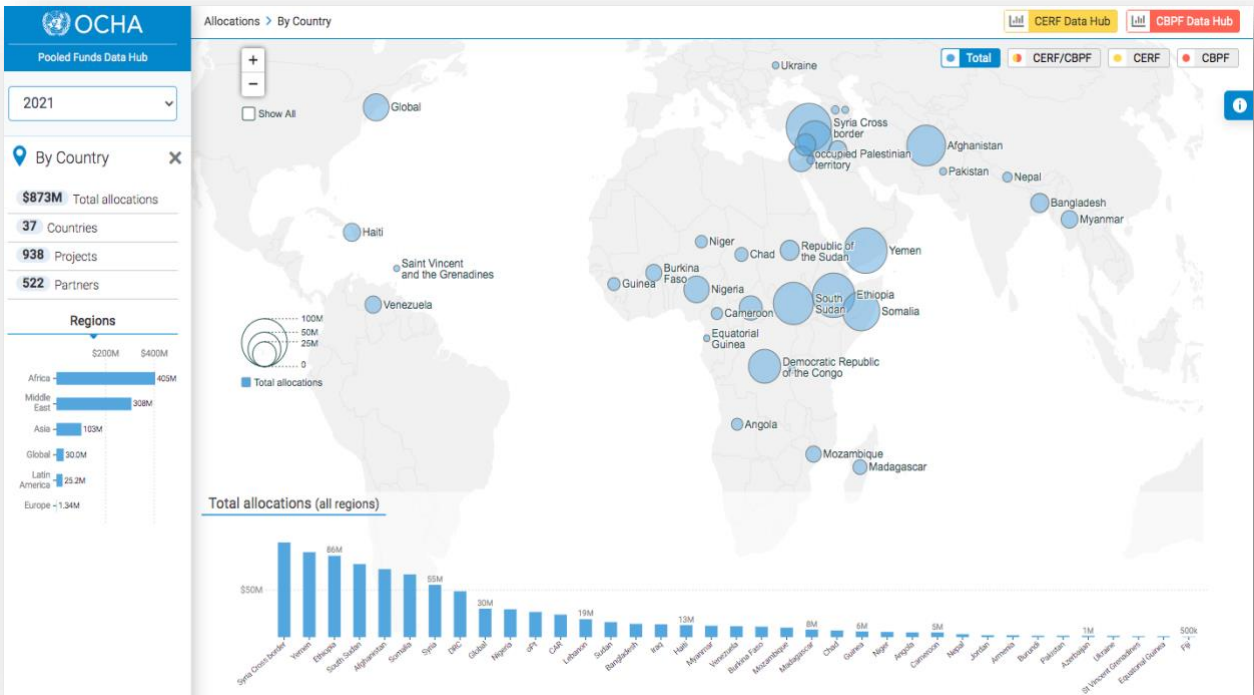
CERF Datahub

The CERF Data Hub, provides a wide array of interactive visuals on CERF funding, allowing stakeholders to easily access data on how CERF grants are allocated across global humanitarian operations.



Pooled Funds Datahub

Beyond the CERF Datahub, OCHA has also recently launched a Pooled Funds Data Hub that aims to increase the transparency of OCHA's humanitarian financing mechanisms by providing a one-stop gateway to CERF and CBPF funding data. It allows users to analyze country-level allocations across OCHA Pooled Funds through an interactive interface, increasing the efficiency of information gathering and significantly enhancing allocation visibility and transparency



Annex 1: 2021 CERF Allocations by Country (as of 1 November)

Country	Rapid Response (in \$)	Underfunded Emergencies (in \$)	Grand Total (in \$)	% of Grant Total
Afghanistan	80.2 m	12.5 m	92.7 m	18.7%
Yemen	40.0 m	-	40.0 m	8.1 %
Ethiopia**	26.6 m	13.0 m	39.6 m	8.0 %
Democratic Republic of Congo	13.7 m	22.0 m	35.4 m	7.2 %
Nigeria	21.0 m	12.5 m	33.5 m	6.8 %
Global*	30.0 m	-	30.0 m	6.1 %
South Sudan	17.0 m	12.5 m	29.4 m	6.0 %
Somalia**	27.0 m	-	27.0 m	5.5 %
Syrian Arab Republic	-	20.0 m	20.0 m	4.0 %
Bangladesh	14.0 m	-	14.0 m	2.8 %
Haiti	12.9 m	-	12.9 m	2.6 %
Burkina Faso	4.0 m	7.0 m	11.0 m	2.2 %
Mozambique	5.0 m	5.5 m	10.5 m	2.1 %
Myanmar	10.0 m	-	10.0 m	2.0 %
Niger	8.5 m	-	8.5 m	1.7 %
Central African Republic	8.0 m	-	8.0 m	1.6 %
Madagascar	-	8.0 m	8.0 m	1.6 %
Venezuela	-	8.0 m	8.0 m	1.6 %
Chad	-	7.0 m	7.0 m	1.4 %
Republic of Sudan	6.5 m	-	6.5 m	1.3 %
Guinea	6.0 m	-	6.0 m	1.2 %
Kenya	5.0 m	-	5.0 m	1.0 %
Angola	5.0 m	-	5.0 m	1.0 %
Cameroon	-	5.0 m	5.0 m	1.0 %
Occupied Palestinian territory	4.5 m	-	4.5 m	0.9 %
Lebanon	4.0 m	-	4.0 m	0.8 %
Nepal**	3.2 m	-	3.2 m	0.6 %
Colombia	2.0 m	-	2.0 m	0.4 %
Armenia	2.0 m	-	2.0 m	0.4 %
Azerbaijan	2.0 m	-	2.0 m	0.4 %
Burundi	1.5 m	-	1.5 m	0.3 %
Saint Vincent and the Grenadines	1.0 m	-	1.0 m	0.2 %
Equatorial Guinea	1.0 m	-	1.0 m	0.2 %
Fiji	0.5 m	-	0.5 m	0.1 %
Grand total	362.2 m	133.0 m	494.8 m	100%

* This includes \$25 million through a “block-grant” to UNFPA and UN Women to prevent violence against women and girls and assist victims and survivors to access multi-sectoral GBV responses in the following countries: Bangladesh, Cameroon, Colombia, Ethiopia, Iraq, Mali, Myanmar, occupied Palestinian territories (oPt), Somalia, Sudan and Venezuela. This also includes \$5 million for UNICEF and WHO to stop the spread of the Ebola virus disease in Sierra Leone, Liberia, Cote D'Ivoire, Mali, Senegal and Guinea-Bissau.

** Includes the following Anticipatory Action allocations: Ethiopia (\$20 m), Somalia (\$20 m), Nepal (\$3.2 m).