

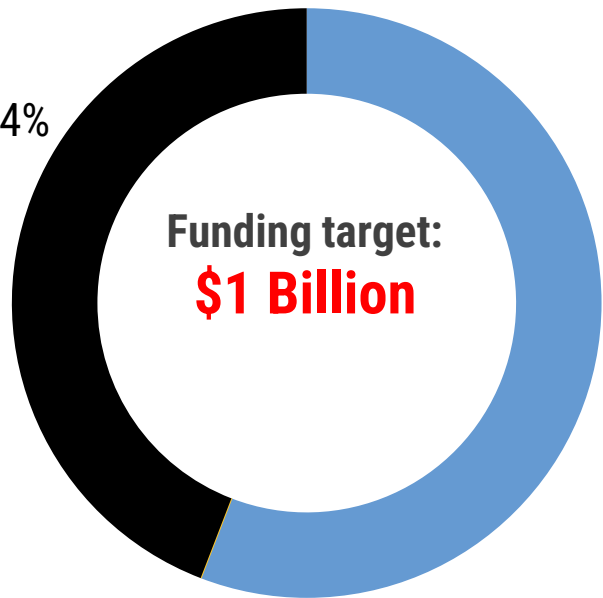
CERF Funding

2023 Income

Early payments:
\$313.1 million / 56% of total income received in Q1 2023

Income predictability:
\$396.7 million / 71% of total income received via 16 multi-year agreements

Gap in 2023:
\$441.4 M / 44%



17 donors increased their contributions from 2022.

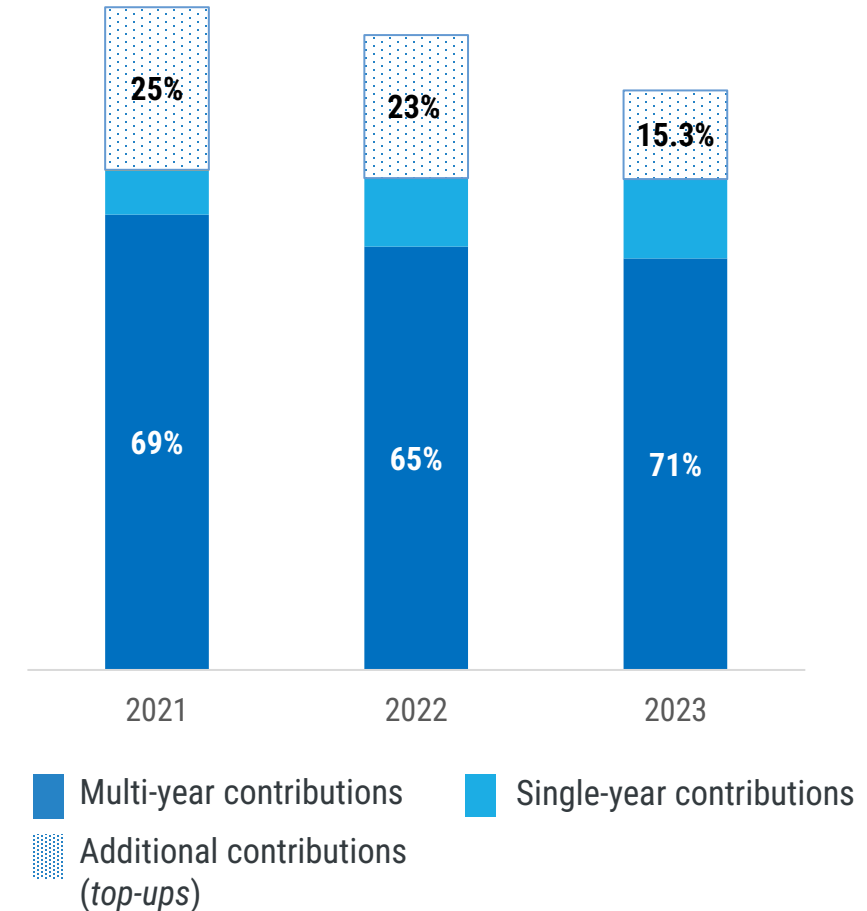
24 donors reduced their contributions from 2022 or did not contribute in 2023

Total income in 2023:
\$558.6 M / 56%

2021:
\$638.5 M

2022:
\$612.0 M

2023:
\$558.6 M



CERF Funding

2023 Donor base and diversification

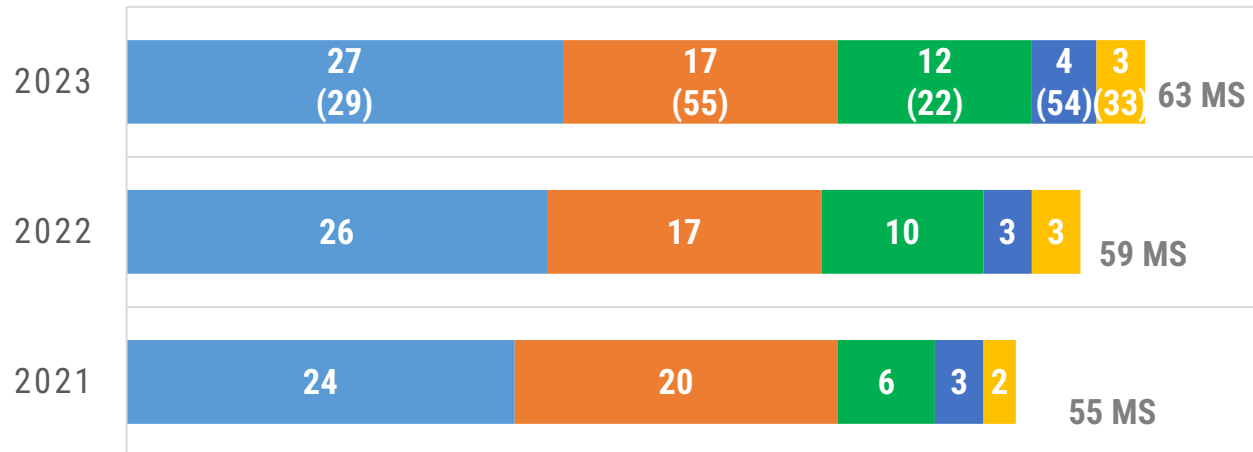
Contributing Member States:
63 donors (up from 59 in 2022), including **9 returning** and **1 new** donor.

Climate Action Account: \$0.7M
2 donors in 2023

Private Sector: \$2 million
2 new donors with a contribution of \$10,000 or more. **1 donor** retained from 2022.

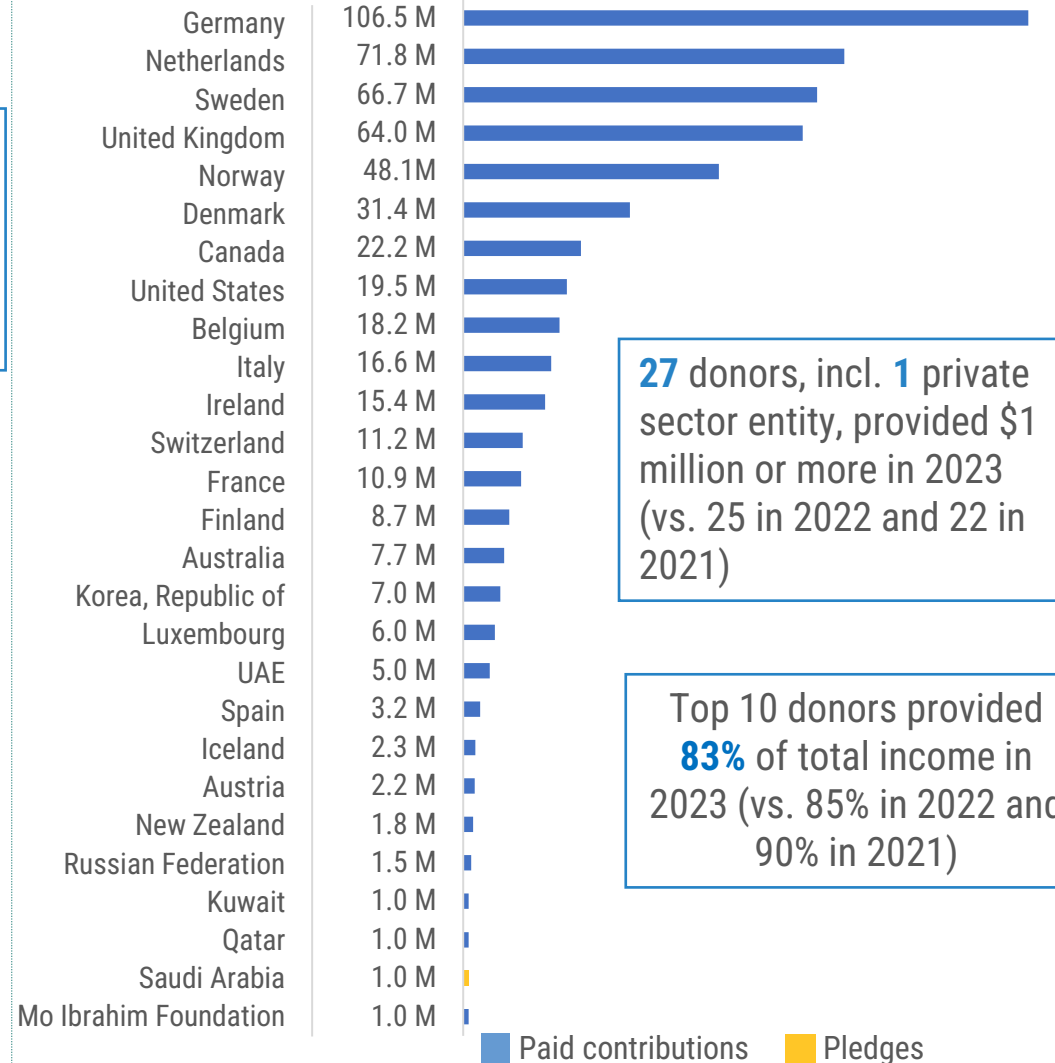
Member State donors by regional group

■ WEOG ■ AP ■ EE ■ AF ■ LAC



Figures in brackets represent the total number of Member States in each group

Contributions of US\$1 million or more received in 2023

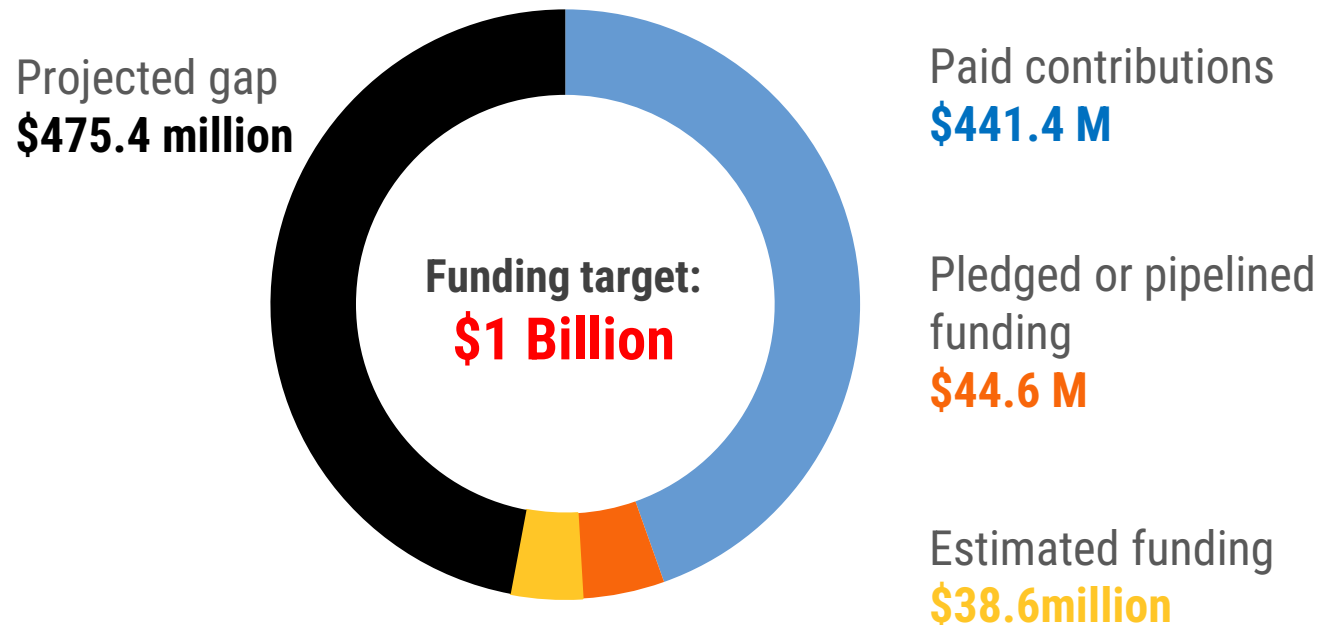


27 donors, incl. **1 private sector entity**, provided \$1 million or more in 2023 (vs. 25 in 2022 and 22 in 2021)

Top 10 donors provided **83%** of total income in 2023 (vs. 85% in 2022 and 90% in 2021)

CERF Funding Outlook for 2024

Income estimate: \$524.6 million



Prioritized resource mobilization efforts in 2024

- **Maximize income** from high- and middle-income countries.
- **Diversify the funding base**, including for the **CERF Climate Action Account** from other Member States, the private sector, and other sources.
- **Increase multi-year funding agreements** to improve income predictability.
- **Secure early payments** of donor contributions in Q1 (\$284.8 million; less than \$313.1 million received in Q1 2023; above the \$243.4 million received in Q1 2022).
- Collaborate with CERF AG members on **Peer-to-Peer** outreach.
- Collaborate with CERF AG members to **communicate** the value and results of CERF