
















## PLEDGES AND CONTRIBUTIONS 2006 - 2016<sup>1</sup>



















### MEMBER STATES AND OBSERVERS (\*\*\*)



















	Donor	2006-2011 Contributions	2012 Contributions	2013 Contributions	2014 Contributions	2015 Contributions	2016 Contributions	Total Contributions	2015 Outstanding Contributions	2016 Outstanding Contributions
1	 United Kingdom	452,440,740	95,148,000	111,230,500	113,185,500	83,200,500	0	855,205,240	0	0
2	 Sweden	336,623,939	72,132,873	71,687,729	72,656,099	52,331,717	60,432,321	665,864,678	0	0
3	 Norway	316,504,055	73,945,027	68,265,453	66,113,109	48,983,512	43,490,701	617,301,857	0	0
4	 Netherlands	334,272,000	52,484,000	52,124,000	54,956,000	59,169,000	0	553,005,000	0	59,588,299
5	 Canada	209,178,724	0	28,809,407	26,719,985	24,418,605	0	289,126,721	0	0
6	 Spain	180,249,418	2,608,200	6,617,500	2,490,000	2,185,792	0	194,150,910	0	0
7	 Germany	79,014,984	19,402,500	20,313,000	29,819,224	43,255,181	0	191,804,889	0	21,978,022
8	 Ireland	109,923,376	5,160,772	13,009,444	12,183,300	12,212,000	12,749,925	165,238,817	0	0
9	 Denmark	55,936,896	23,008,541	24,065,368	25,993,457	14,556,041	0	143,560,303	0	14,725,372
10	 Australia	58,590,800	16,272,000	18,566,600	14,580,884	9,223,031	7,575,665	124,808,980	0	0
11	 Belgium	41,571,295	19,633,125	19,053,650	17,588,690	10,969,000	0	108,815,760	0	10,989,011
12	 Finland	45,359,750	8,517,600	9,111,900	9,705,500	7,770,000	0	80,464,750	0	0
13	 Switzerland	34,663,216	5,951,684	7,549,268	7,860,763	10,354,727	0	66,379,658	0	0
14	 Luxembourg	33,255,506	5,577,689	5,747,126	5,082,592	4,277,200	0	53,940,113	0	4,945,055



















<sup>1</sup> As of 8 March 2016



















	Donor	2006-2011 Contributions	2012 Contributions	2013 Contributions	2014 Contributions	2015 Contributions	2016 Contributions	Total Contributions	2015 Outstanding Contributions	2016 Outstanding Contributions
15	 United States of America	31,000,000	5,000,000	4,000,000	4,000,000	3,000,000	0	47,000,000	0	0
16	 Republic of Korea	17,500,000	4,000,000	4,000,000	4,000,000	4,500,000	0	34,000,000	0	4,000,000
17	 Japan	15,669,083	2,700,000	2,987,013	1,590,814	1,402,809	0	24,349,719	0	0
18	 New Zealand	5,241,675	1,679,375	1,670,425	2,563,200	2,337,600	2,026,200	15,518,475	0	0
19	 Italy	9,775,038	645,900	653,350	1,161,383	1,104,500	0	13,340,171	0	1,098,901
20	 Qatar	6,150,000	3,000,000	1,500,000	0	0	0	10,650,000	0	0
21	 Russian Federation	4,000,000	2,000,000	1,000,000	1,500,000	1,500,000	0	10,000,000	0	1,500,000
22	 France	6,177,146	392,670	393,300	0	0	0	6,963,116	0	0
23	 India	3,500,000	500,000	500,000	500,000	500,000	500,000	6,000,000	0	0
24	 China	3,500,000	500,000	500,000	500,000	500,000	0	5,500,000	0	0
25	 Kuwait	1,009,600	1,000,000	500,000	500,000	1,000,000	1,000,000	5,009,600	0	0
26	 Brazil	929,985	750,000	1,000,000	720,000	0	0	3,399,985	0	0
27	 Austria	2,693,805	262,080	271,600	0	0	0	3,227,485	0	0
28	 Turkey	1,550,000	200,000	250,000	449,630	450,000	0	2,899,630	0	450,000
29	 Poland	1,936,051	264,200	248,162	212,850	204,823	0	2,866,086	0	0
30	 Liechtenstein	1,166,825	272,747	272,242	278,118	271,769	204,729	2,466,430	0	0
31	 South Africa	1,466,135	243,457	274,469	243,641	172,563	0	2,400,265	0	0
32	 Mexico	800,000	300,000	350,000	500,000	250,000	0	2,200,000	0	0




	Donor	2006-2011 Contributions	2012 Contributions	2013 Contributions	2014 Contributions	2015 Contributions	2016 Contributions	Total Contributions	2015 Outstanding Contributions	2016 Outstanding Contributions
33	 Portugal	1,651,360	253,520	67,655	67,655	59,034	54,650	2,153,874	0	0
34	 Iceland	1,619,861	50,000	130,000	100,000	100,000	0	1,999,861	0	0
35	 Greece	1,900,000	0	50,000	0	0	0	1,950,000	0	0
36	 Indonesia	700,000	200,000	200,000	200,000	200,000	0	1,500,000	0	200,000
37	 United Arab Emirates	150,000	50,000	70,000	100,000	1,000,000	0	1,370,000	0	1,000,000
38	 Czech Republic	966,170	124,372	0	116,213	0	0	1,206,755	0	0
39	 Estonia	430,245	100,185	102,864	135,580	125,100	109,780	1,003,754	0	0
40	 Monaco	615,899	64,715	64,990	67,920	52,304	0	865,828	0	54,945
41	 Saudi Arabia	350,000	0	450,000	0	0	0	800,000	150,000	150,000
42	 Romania	567,425	92,461	34,348	53,000	0	0	747,234	0	0
43	 Malaysia	450,000	50,000	0	0	50,000	0	550,000	0	0
44	 Colombia	100,000	100,000	100,000	0	235,000	0	535,000	0	0
45	 Ukraine	503,310	0	0	0	0	0	503,310	0	0
46	 Argentina	168,394	68,000	70,000	45,000	0	0	351,394	60,000	60,000
47	 Kazakhstan	234,964	99,945	0	10,000	0	0	344,909	10,000	10,000
48	 Chile	210,000	30,000	30,000	30,000	30,000	0	330,000	0	30,000
49	 Slovenia	261,195	0	68,726	0	0	0	329,921	0	0
50	 Andorra	202,311	26,316	19,646	20,538	28,279	0	297,090	0	15,000

	Donor	2006-2011 Contributions	2012 Contributions	2013 Contributions	2014 Contributions	2015 Contributions	2016 Contributions	Total Contributions	2015 Outstanding Contributions	2016 Outstanding Contributions
51	 Singapore	80,000	50,000	50,000	50,000	50,000	0	280,000	0	50,000
52	 San Marino	184,413	27,291	0	9,970	0	0	221,674	2,198	0
53	 Hungary	144,088	0	20,098	48,047	0	0	212,233	0	0
54	 Central African Republic	197,239	0	0	0	0	0	197,239	0	0
55	 Thailand	40,000	20,000	20,000	20,000	20,000	20,000	140,000	0	0
56	 Trinidad and Tobago	100,000	0	0	20,000	20,000	0	140,000	0	0
57	 Pakistan	94,138	10,000	10,000	10,000	10,000	0	134,138	0	10,000
58	 Israel	100,000	20,000	0	0	0	0	120,000	0	0
59	 Croatia	108,000	0	0	0	0	0	108,000	0	0
60	 Nigeria	102,304	0	0	0	0	0	102,304	0	0
61	 Cyprus	87,600	0	0	0	13,780	0	101,380	0	0
62	 Brunei Darussalam	100,000	0	0	0	0	0	100,000	0	0
63	 Mali	0	0	0	100,000	0	0	100,000	0	0
64	 Azerbaijan	60,000	0	39,820	0	0	0	99,820	0	0
65	 Egypt	75,000	15,000	0	0	0	0	90,000	0	0
66	 Latvia	40,673	0	41,027	0	0	0	81,700	0	0
67	 Sri Lanka	59,982	10,000	10,000	0	0	0	79,982	0	0
68	 Myanmar	30,000	10,000	10,000	10,000	10,000	0	70,000	0	10,000

	Donor	2006-2011 Contributions	2012 Contributions	2013 Contributions	2014 Contributions	2015 Contributions	2016 Contributions	Total Contributions	2015 Outstanding Contributions	2016 Outstanding Contributions
69	 Viet Nam	30,000	10,000	10,000	10,000	10,000	0	70,000	0	10,000
70	 Ecuador	65,000	0	0	0	0	0	65,000	0	0
71	 Peru	25,000	5,000	25,000	4,674	4,167	0	63,841	0	0
72	 Albania	10,500	50,000	0	0	0	0	60,500	0	1,000
73	 Lithuania	20,845	10,000	0	0	21,655	0	52,500	0	0
74	 Armenia	30,000	5,000	5,000	5,000	5,000	0	50,000	0	0
75	 Bahamas	50,000	0	0	0	0	0	50,000	0	0
76	 Philippines	40,000	0	0	0	10,000	0	50,000	0	0
77	 Algeria	50,000	0	0	0	0	0	50,000	0	0
78	 Sovereign Military Order of Malta*	10,000	5,000	5,000	5,000	5,000	5,000	35,000	0	0
79	 Morocco	30,000	0	5,000	0	0	0	35,000	0	0
80	 Bulgaria	34,966	0	0	0	0	0	34,966	0	0
81	 Ghana	15,000	15,000	0	0	0	0	30,000	0	0
82	 Oman	30,000	0	0	0	0	0	30,000	0	0
83	 Montenegro	17,475	5,000	3,000	0	0	0	25,475	0	0
84	 Bangladesh	25,000	0	0	0	0	0	25,000	0	5,000
85	 Antigua and Barbuda	25,000	0	0	0	0	0	25,000	0	0
86	 Republic of Moldova	21,000	2,000	0	0	0	0	23,000	0	0

	Donor	2006-2011 Contributions	2012 Contributions	2013 Contributions	2014 Contributions	2015 Contributions	2016 Contributions	Total Contributions	2015 Outstanding Contributions	2016 Outstanding Contributions
87	 Mongolia	10,000	0	10,000	0	0	0	20,000	10,000	10,000
88	 Holy See*	20,000	0	0	0	0	0	20,000	0	0
89	 Guyana	7,104	2,196	2,184	2,179	2,179	0	15,842	0	0
90	 Syrian Arab Republic	15,000	0	0	0	0	0	15,000	0	0
91	 Serbia	2,000	0	7,000	0	5,000	0	14,000	0	0
92	 Jamaica	10,000	0	0	0	0	0	10,000	0	0
93	 Uruguay	0	5,000	5,000	0	0	0	10,000	0	0
94	 Grenada	10,000	0	0	0	0	0	10,000	0	0
95	 Guatemala	10,000	0	0	0	0	0	10,000	0	0
96	 Mozambique	6,000	2,000	2,000	0	0	0	10,000	0	0
97	 Malta	10,000	0	0	0	0	0	10,000	0	0
98	 Slovakia	10,000	0	0	0	0	0	10,000	0	0
99	 Kenya	9,895	0	0	0	0	0	9,895	0	0
100	 Costa Rica	9,643	0	0	0	0	0	9,643	0	0
101	 Bhutan	5,960	1,500	1,500	0	0	0	8,960	0	0
102	 Djibouti	8,000	0	0	0	0	0	8,000	1,000	1,000
103	 The former Yugoslav Republic of Macedonia	7,000	0	0	0	0	0	7,000	0	0
104	 Lao People's	6,000	0	0	0	0	0	6,000	0	0

	Donor	2006-2011 Contributions	2012 Contributions	2013 Contributions	2014 Contributions	2015 Contributions	2016 Contributions	Total Contributions	2015 Outstanding Contributions	2016 Outstanding Contributions
	<b>Democratic Republic</b>									
105	 Lebanon	6,000	0	0	0	0	0	6,000	0	0
106	 Afghanistan	3,500	1,000	1,000	0	0	0	5,500	0	60,000
107	 Panama	5,000	0	0	0	0	0	5,000	0	0
108	 Tunisia	5,000	0	0	0	0	0	5,000	0	0
109	 Venezuela	5,000	0	0	0	0	0	5,000	0	0
110	 Namibia	5,000	0	0	0	0	0	5,000	0	0
111	 Côte d'Ivoire	5,000	0	0	0	0	0	5,000	10,000	0
112	 Botswana	5,000	0	0	0	0	0	5,000	0	0
113	 Bosnia and Herzegovina	5,000	0	0	0	0	0	5,000	0	0
114	 Tajikistan	2,000	2,000	0	0	0	0	4,000	0	0
115	 Maldives	3,000	0	0	0	0	0	3,000	0	0
116	 Republic of Congo	2,256	0	0	0	0	0	2,256	0	0
117	 Georgia	2,000	0	0	0	0	0	2,000	0	0
118	 Samoa	2,000	0	0	0	0	0	2,000	0	0
119	 El Salvador	2,000	0	0	0	0	0	2,000	0	0
120	 Madagascar	2,000	0	0	0	0	0	2,000	0	0
121	 Benin	1,500	0	0	0	0	0	1,500	0	0
122	 Saint Lucia	1,500	0	0	0	0	0	1,500	0	0

	Donor	2006-2011 Contributions	2012 Contributions	2013 Contributions	2014 Contributions	2015 Contributions	2016 Contributions	Total Contributions	2015 Outstanding Contributions	2016 Outstanding Contributions
123	 Haiti	1,480	0	0	0	0	0	1,480	0	0
124	 Timor-Leste	1,200	0	0	0	0	0	1,200	0	0
125	 Tuvalu	1,000	0	0	0	0	0	1,000	0	0
<b>Subtotal</b>		<b>2,415,087,437</b>	<b>425,144,941</b>	<b>478,262,364</b>	<b>478,895,515</b>	<b>402,166,868</b>	<b>128,168,971</b>	<b>4,327,726,096</b>	<b>243,198</b>	<b>120,951,605</b>

#### INTERNATIONAL ORGANIZATIONS, REGIONAL AND LOCAL AUTHORITIES

	Donor	2006-2011 Contributions	2012 Contributions	2013 Contributions	2014 Contributions	2015 Contributions	2016 Contributions	Total Contributions	2015 Outstanding Contributions	2016 Outstanding Contributions
126	Regional Government of Flanders	421,080	380,940	401,430	410,100	345,690	648,960	2,608,200	0	0
127	Hyogo Prefecture Japan	860,567	0	0	0	0	0	860,567	0	0
128	State of South Australia	0	0	0	308,144	0	0	308,144	0	0
129	International Maritime Organization	0	0	0	0	17,692	0	17,692	0	0
<b>Subtotal</b>		<b>1,281,647</b>	<b>380,940</b>	<b>401,430</b>	<b>718,244</b>	<b>363,382</b>	<b>648,960</b>	<b>3,794,603</b>	<b>0</b>	<b>0</b>

#### PRIVATE SECTOR AND CIVIL SOCIETY

	Donor	2006-2011 Contributions	2012 Contributions	2013 Contributions	2014 Contributions	2015 Contributions	2016 Contributions	Total Contributions	2015 Outstanding Contributions	2016 Outstanding Contributions
130	Private Donations through UNF	1,611,004	36,586	15,787	119,661	99,756	0	1,882,794	0	0
131	Jefferies and Company	1,000,000	0	0	0	0	0	1,000,000	0	0
132	BASF (Germany and South East Asia)	761,032	0	0	0	0	0	761,032	0	0
133	Price Waterhouse Coopers	700,000	0	0	0	0	0	700,000	0	0
134	Western Union Foundation	450,000	150,000	50,000	0	0	0	650,000	0	0
135	Abu Dhabi National Energy Company «TAQA»	422,257	0	0	0	0	0	422,257	0	0
136	United Nations Foundation Core Fund	250,000	0	0	0	0	0	250,000	0	0
137	SCOR Group	200,000	0	0	0	0	0	200,000	0	0
138	Private donations outside United Nations Foundation (under \$10,000)	110,629	5,000	881	300	5,485	0	122,295	0	0



	Donor	2006-2011 Contributions	2012 Contributions	2013 Contributions	2014 Contributions	2015 Contributions	2016 Contributions	Total Contributions	2015 Outstanding Contributions	2016 Outstanding Contributions
139	HSBC Bank Middle East Limited	116,825	0	0	0	0	0	116,825	0	0
140	World Mission Society Church of God	100,000	0	0	0	0	0	100,000	0	0
141	UN Spouses Bazaar	35,113	0	0	59,967	0	0	95,080	0	0
142	Baha'i International Community (National Spiritual Assembly)	30,000	20,000	10,000	0	0	0	60,000	0	0
143	ENDESA Spain	55,193	0	0	0	0	0	55,193	0	0
144	Cigna Foundation	0	0	0	50,000	0	0	50,000	0	0
145	Skanska USA Building Inc	50,000	0	0	0	0	0	50,000	0	0
146	Alexander Bodini Foundation	45,000	0	0	0	0	0	45,000	0	0
147	Chung Te Buddhist Association of New York, Inc	41,771	0	0	0	0	0	41,771	0	0
148	Latin American Benevolent Foundation	25,000	0	0	0	0	0	25,000	0	0
149	Lenovo Next Generation Hope Fund	0	0	25,000	0	0	0	25,000	0	0
150	Disaster Resource Network	24,978	0	0	0	0	0	24,978	0	0
151	GMC Services	20,000	0	0	0	0	0	20,000	0	0
152	Daystar Christian Centre	20,000	0	0	0	0	0	20,000	0	0
153	United Islamic Centre	20,000	0	0	0	0	0	20,000	0	0
154	Korean and Overseas fans of Kim Hyun Joong	19,293	0	0	0	0	0	19,293	0	0
155	Jan Egeland	17,240	0	0	0	0	0	17,240	0	0
156	Coloplast Corp	0	0	0	0	15,000	0	15,000	0	0
157	ENDESA Peru	12,948	0	0	0	0	0	12,948	0	0
158	Humanity First	12,500	0	0	0	0	0	12,500	0	0
159	The Estate of George Gary	10,408	0	0	0	0	0	10,408	0	0
160	Chih-Kun Chan	0	0	0	10,000	0	0	10,000	0	0
161	Bilkent Holding AS	10,000	0	0	0	0	0	10,000	0	0
162	Kimse Yok Mu Association	10,000	0	0	0	0	0	10,000	0	0
163	Red Crescent of UAE	9,982	0	0	0	0	0	9,982	0	0
	<b>Subtotal</b>	<b>6,191,173</b>	<b>211,586</b>	<b>101,668</b>	<b>239,928</b>	<b>120,241</b>	<b>0</b>	<b>6,864,596</b>	<b>0</b>	<b>0</b>
	<b>OVERALL TOTAL</b>	<b>2,422,560,257</b>	<b>425,737,467</b>	<b>478,765,462</b>	<b>479,853,687</b>	<b>402,650,491</b>	<b>128,817,931</b>	<b>4,338,385,295</b>	<b>243,198</b>	<b>120,951,605</b>

Notes:

- Individual Pledges and Contributions amounts include gain/loss on exchange, which is included under a separate sub-heading in UN Secretariat financial statements and in CERF reports.