

CERF Pledges and Contributions

































As of 14 April 2014

































































United Nations
CERF
Central
Emergency
Response
Fund




Member States and Observers (*) (In US\$)

	Donors	2006	2007	2008	2009	2010	2011	2012	2013	2014	Total Contributions	2014	2014
		Contribution	Contribution	Contribution	Contribution	Contribution	Contribution	Contribution	Contribution	Contribution		Verbal Pledge	Written Pledge
1	United Kingdom	69,928,000	83,726,040	80,239,000	64,262,000	60,005,700	94,280,000	95,148,000	111,230,500		658,819,240		97,719,869
2	Norway	29,993,971	55,066,049	55,258,765	42,734,983	65,483,535	67,966,752	73,945,027	68,265,453	62,238,002	520,952,537		
3	Sweden	41,093,250	51,045,498	56,264,400	49,367,572	64,369,548	74,483,671	72,132,873	71,687,729	15,170,000	495,614,541	62,490,474	
4	Netherlands	51,860,000	53,400,000	63,900,000	55,668,000	54,984,000	54,460,000	52,484,000	52,124,000	54,956,000	493,836,000		
5	Canada	21,941,309	35,116,374	39,037,523	34,566,877	37,328,450	41,188,191		28,809,407	26,719,985	264,708,116		
6	Spain	9,999,984	20,692,484	45,531,968	44,348,982	39,585,000	20,091,000	2,608,200	6,617,500		189,475,118		
7	Ireland	12,601,974	26,273,974	33,301,074	27,179,610	5,099,972	5,466,772	5,160,772	13,009,444	12,183,300	140,276,892		
8	Germany		6,597,500	14,790,000	19,522,484	21,735,000	16,370,000	19,402,500	20,313,000	10,212,750	128,943,234		
9	Denmark	8,401,243	8,742,384	9,931,473	8,544,087	11,135,478	9,182,231	23,008,541	24,065,368	18,204,325	121,215,130		
10	Australia	7,600,000	8,760,000	9,517,000	7,821,600	10,986,000	13,906,200	16,272,000	18,566,600	9,868,384	103,297,784		
11	Belgium	2,666,194	2,988,914	2,539,594	7,272,905	8,387,538	17,716,150	19,633,125	14,219,100		75,423,520		
12	Finland	5,154,000	6,726,000	7,791,000	8,198,400	8,079,000	9,411,350	8,517,600	9,111,900		62,989,250	9,510,870	
13	Switzerland	3,928,097	8,194,982	7,241,825	4,657,370	4,568,942	6,072,000	5,951,684	7,549,268	4,508,058	52,672,226		3,252,474
14	Luxembourg	4,000,000	5,610,800	6,190,400	5,696,400	5,775,000	5,982,906	5,577,689	5,747,126		44,580,321		5,434,783
15	United States of America	10,000,000		5,000,000		10,000,000	6,000,000	5,000,000	4,000,000		40,000,000		4,000,000
16	Republic of Korea	5,000,000	1,500,000	2,000,000	3,000,000	3,000,000	3,000,000	4,000,000	4,000,000		25,500,000		4,000,000
17	Japan	7,500,000		2,169,083	1,000,000	2,000,000	3,000,000	2,700,000	2,987,013		21,356,096		
18	Italy		2,670,400	2,935,400	1,358,868	1,502,270	1,308,100	645,900	653,350		11,074,288		1,358,696
19	Qatar	2,000,000		100,000	50,000		4,000,000	3,000,000	1,500,000		10,650,000	1,500,000	
20	New Zealand		762,700	1,000,000	1,000,000	1,000,000	1,478,975	1,679,375	1,670,425		8,591,475	2,441,009	
21	Russian Federation					2,000,000	2,000,000	2,000,000	1,000,000		7,000,000		1,500,000
22	France	1,263,800	1,312,100	2,223,046		657,250	720,950	392,670	393,300		6,963,116		
23	China		500,000	500,000	500,000	1,500,000	500,000	500,000	500,000		4,500,000		500,000
24	India	1,000,000	1,000,000		500,000	500,000	500,000	500,000	500,000		4,500,000		
25	Austria		401,430	1,030,055	424,740	548,400	289,180	262,080	271,600		3,227,485		
26	Kuwait	200,000		50,000	50,000	34,600	675,000	1,000,000	500,000	500,000	3,009,600		
27	Brazil		30,000	50,000	149,985	200,000	500,000	750,000	1,000,000		2,679,985	1,200,000	
28	Poland	250,000	510,000	300,000	300,000	250,000	326,051	264,200	248,162		2,448,413		

Donors	2006	2007	2008	2009	2010	2011	2012	2013	2014	Total Contributions	2014	2014
	Contribution	Contribution	Contribution	Contribution	Contribution	Contribution	Contribution	Contribution	Contribution		Verbal Pledge	Written Pledge
29  South Africa	288,577	240,000	221,538	180,000	263,540	272,480	243,457	274,469	243,641	2,227,702		243,641
30  Portugal	254,220	268,540	312,400	263,020	286,000	267,180	253,520	67,655	67,655	2,040,190		
31  Turkey	300,000	300,000	300,000	200,000	200,000	250,000	200,000	250,000		2,000,000	250,000	
32  Liechtenstein	100,000	123,244	196,136	230,840	235,073	281,532	272,747	272,242	278,118	1,989,932		
33  Greece	100,000		300,000	500,000	500,000	500,000		50,000		1,950,000		
34  Iceland	150,000	558,618	611,243	200,000	100,000		50,000	130,000		1,799,861		
35  Mexico	50,000	50,000	100,000	150,000	150,000	300,000	300,000	350,000		1,450,000	500,000	
36  Czech Republic	113,302	121,353	153,875	143,176		434,464	124,372		116,213	1,206,755		
37  Indonesia	50,000	100,000	100,000	125,000	150,000	175,000	200,000	200,000		1,100,000		200,000
38  Saudi Arabia	50,000	50,000	100,000	150,000				450,000		800,000		150,000
39  Monaco	25,000	35,000	139,313	141,692	134,778	140,116	64,715	64,990		745,604		67,935
40  Romania		359,625			136,900	70,900	92,461	34,348		694,234		
41  Estonia	52,102	39,739	91,200	80,845	74,057	92,302	100,185	102,864		633,294	135,870	
42  Ukraine					503,310					503,310		
43  Malaysia	50,000	100,000	100,000	100,000		100,000	50,000			500,000		
44  Kazakhstan	25,000	50,000	50,000	50,000	50,000	49,964	99,945			374,909		
45  Slovenia	10,000	50,000	50,000	66,588	13,617	70,990		68,726		329,921		
46  Argentina			30,000	30,000	50,000	58,394	68,000	70,000		306,394		70,500
47  Colombia		20,000		40,000	30,000	10,000	100,000	100,000		300,000		
48  United Arab Emirates			50,000		50,000	50,000	50,000	70,000		270,000	100,000	
49  Chile		30,000	100,000	20,000	30,000	30,000	30,000	30,000		270,000	30,000	
50  Andorra	25,440	29,735	33,495	38,986	46,527	28,128	26,316	19,646		248,273		
51  Hungary		10,000	20,000	54,088		60,000		20,098	48,047	212,233		
52  San Marino			4,413	30,000	100,000	50,000	27,291			211,704		
53  Nigeria	100,000					99,852				199,852		
54  Central African Republic					197,239					197,239		
55  Singapore					30,000	50,000	50,000	50,000		180,000	50,000	
56  Israel		30,000	15,000	15,000	20,000	20,000	20,000			120,000		
57  Croatia	5,000	20,000	34,000	24,000	25,000					108,000		
58  Pakistan	20,000	19,967	20,000	15,000	19,171		10,000			104,138	10,000	
59  Trinidad and Tobago	20,000	20,000	20,000	20,000	20,000					100,000		20,000
60  Brunei Darussalam		50,000				50,000				100,000		

Donors	2006	2007	2008	2009	2010	2011	2012	2013	2014	Total Contributions	2014	2014
	Contribution	Contribution	Contribution	Contribution	Contribution	Contribution	Contribution	Contribution	Contribution		Verbal Pledge	Written Pledge
61  Azerbaijan	20,000	20,000		10,000		10,000		39,820		99,820		
62  Egypt	15,000	15,000	15,000	15,000	15,000		15,000			90,000		
63  Cyprus		30,000			30,000	27,600				87,600		
64  Latvia			20,000		20,673			41,027		81,700		
65  Thailand	10,000	10,000	20,000				20,000	20,000		80,000		
66  Sri Lanka	10,000	10,000	9,982	10,000	10,000	10,000	10,000	10,000		79,982		
67  Ecuador	20,000	20,000	20,000			5,000				65,000		
68  Albania			3,000	3,500		4,000	50,000			60,500		
69  Peru		5,000	10,000	10,000			5,000	25,000		55,000		
70  Algeria		10,000	10,000	10,000	10,000	10,000				50,000		10,000
71  Bahamas		50,000								50,000		
72  Viet Nam				10,000	10,000	10,000	10,000	10,000		50,000		
73  Myanmar				10,000	10,000	10,000	10,000			40,000	10,000	
74  Armenia	5,000	5,000	5,000	5,000	5,000	5,000	5,000	5,000		40,000		
75  Philippines		5,000	5,000	10,000	10,000	10,000				40,000		
76  Bulgaria		10,000	10,000	14,966						34,966		
77  Lithuania			20,845				10,000			30,845		
78  Oman				30,000						30,000		
79  Morocco	5,000	5,000	5,000	5,000	5,000	5,000				30,000		
80  Ghana			5,000	10,000			15,000			30,000		
81  Montenegro			2,500	4,975	5,000	5,000	5,000	3,000		25,475	6,000	
82  Antigua and Barbuda	5,000	5,000	5,000	5,000	5,000					25,000		
83  Bangladesh	5,000		5,000		5,000	10,000				25,000		
84  Republic of Moldova				10,000	10,000	1,000	2,000			23,000		
85  Sovereign Military Order of Malta*					5,000	5,000	5,000	5,000		20,000		5,000
86  Mongolia			10,000					10,000		20,000		10,000
87  Holy See*			5,000	5,000	5,000	5,000				20,000		
88  Syrian Arab Republic			5,000	5,000	5,000					15,000		
89  Guyana			4,913			2,191	2,196	2,184		11,484		
90  Jamaica		5,000		5,000						10,000		1,377,410
91  Grenada	10,000									10,000		

	Donors	2006	2007	2008	2009	2010	2011	2012	2013	2014	Total Contributions	2014	2014
		Contribution	Contribution	Contribution	Contribution	Contribution	Contribution	Contribution	Contribution	Contribution		Verbal Pledge	Written Pledge
92	 Guatemala			10,000							10,000		
93	 Malta		10,000								10,000		
94	 Slovakia				10,000						10,000		
95	 Mozambique				2,000	4,000		2,000	2,000		10,000		
96	 Uruguay							5,000	5,000		10,000		
97	 Kenya				9,895						9,895		
98	 Costa Rica					9,643					9,643		
99	 Serbia						2,000		7,000		9,000		
100	 Bhutan			1,480	1,480	1,500	1,500	1,500	1,500		8,960		
101	 Djibouti	2,000	2,000			4,000					8,000		
102	 The former Yugoslav Republic of Macedonia			2,000		5,000					7,000		
103	 Lao People's Democratic Republic				3,000		3,000				6,000		
104	 Lebanon		3,000			3,000					6,000		
105	 Afghanistan				1,500	1,500	500	1,000	1,000		5,500		
106	 Bosnia and Herzegovina			5,000							5,000		
107	 Botswana			5,000							5,000		
108	 Panama					5,000					5,000		
109	 Namibia				1,000	2,000	2,000				5,000		
110	 Tunisia			5,000							5,000		
111	 Venezuela				5,000						5,000		
112	 Côte d'Ivoire						5,000				5,000		
113	 Tajikistan					2,000		2,000			4,000		
114	 Maldives		1,000	1,000			1,000				3,000		
115	 Republic of Congo				2,256						2,256		
116	 Samoa				2,000						2,000		
117	 El Salvador		2,000								2,000		
118	 Georgia					2,000					2,000		
119	 Madagascar					2,000					2,000		
120	 Saint Lucia					1,000	500				1,500		
121	 Benin				1,500						1,500		
122	 Haiti				1,480						1,480		

Donors	2006	2007	2008	2009	2010	2011	2012	2013	2014	Total Contributions	2014	2014
	Contribution	Contribution	Contribution	Contribution	Contribution	Contribution	Contribution	Contribution	Contribution		Verbal Pledge	Written Pledge
123  Timor-Leste				1,200						1,200		
124  Tuvalu				1,000						1,000		
125  Mali										0	100,000	
Subtotal	298,277,463	384,526,450	452,269,939	391,274,850	424,339,211	464,537,072	425,144,941	473,402,814	215,314,478	3,529,087,218	78,334,223	119,920,308

Regional and Local Authorities

Donors	2006	2007	2008	2009	2010	2011	2012	2013	2014	Total Contributions	2014	2014
	Contribution	Contribution	Contribution	Contribution	Contribution	Contribution	Contribution	Contribution	Contribution		Verbal Pledge	Written Pledge
126 Regional Government of Flanders						421,080	380,940	401,430	410,100	1,613,550		
127 Hyogo Prefecture Japan	424,989	435,578								860,567		
128 State of South Australia									308,144	308,144		
Subtotal	424,989	435,578	0	0	0	421,080	380,940	401,430	718,244	2,782,261	0	0

Private Sector and Civil Society

Donors	2006	2007	2008	2009	2010	2011	2012	2013	2014	Total Contributions	2014	2014
	Contribution	Contribution	Contribution	Contribution	Contribution	Contribution	Contribution	Contribution	Contribution		Verbal Pledge	Written Pledge
129 Private Donations through UNF		117,959	118,201	56,030	1,172,884	145,930	36,586			1,647,590		
130 Jefferies and Company					1,000,000					1,000,000		
131 BASF (Germany and South East Asia)					761,032					761,032		
132 Price Waterhouse Coopers			500,000		200,000					700,000		
133 Western Union Foundation			100,000	100,000	150,000	100,000	150,000	50,000		650,000		
134 Abu Dhabi National Energy Company «TAQA»				150,000	272,257					422,257		
135 United Nations Foundation Core Fund					250,000					250,000		
136 SCOR Group			200,000							200,000		
137 Private donations outside United Nations Foundation (under \$10,000)		8,107	3,515	1,400	89,757	7,850	5,000	16,668	300	132,597		
138 HSBC Bank Middle East Limited				100,000	16,825					116,825		
139 World Mission Society Church of God					100,000					100,000		
140 Baha'i International Community (National Spiritual Assembly)				10,000	20,000		20,000	10,000		60,000		
141 ENDESA Spain					55,193					55,193		
142 Skanska USA Building Inc					50,000					50,000		
143 Alexander Bodini Foundation			10,000	15,000	20,000					45,000		
144 Chung Te Buddhist Association of New York, Inc					41,771					41,771		
145 UN Spouses Bazaar					35,113					35,113		
146 Latin American Benevolent Foundation					25,000					25,000		
147 Disaster Resource Network	10,000	9,978	5,000							24,978		
148 Daystar Christian Centre					20,000					20,000		
149 GMC Services					20,000					20,000		
150 United Islamic Center					20,000					20,000		
151 Korean and Overseas fans of Kim Hyun Joong					19,293					19,293		
152 Jan Egeland		17,240								17,240		
153 ENDESA Peru					12,948					12,948		
154 Humanity First		10,000	2,500							12,500		
155 The Estate of George Gary				10,408						10,408		
156 Kimse Yok Mu Association						10,000				10,000		
157 Bilkent Holding AS					10,000					10,000		
158 Red Crescent of UAE				9,982						9,982		
Subtotal	10,000	163,284	939,216	452,820	4,362,073	263,780	211,586	76,668	300	6,479,727	0	0
OVERALL TOTAL	298,712,452	385,125,312	453,209,155	391,727,670	428,701,284	465,221,932	425,737,467	473,880,912	216,033,022	3,538,349,206	78,334,223	119,920,308

Notes:

- Individual Pledges and Contributions amounts include gain/loss on exchange, which is included under a separate sub-heading in UN Secretariat financial statements and in CERF reports.