

# 2014 CERF Contributions

## As of 16 October 2014



























































United Nations  
**CERF**  
Central  
Emergency  
Response  
Fund



























*A Sound Humanitarian Investment*

### MEMBER STATES AND OBSERVERS (\*)

	Donors	2006 - 2010	2011	2012	2013	2014	Total Contributions	2014	2014
		Contribution	Contribution	Contribution	Contribution	Contribution		Verbal Pledge	Written Pledge
1	United Kingdom	358,160,740	94,280,000	95,148,000	111,230,500	99,096,000	757,915,240		
2	Sweden	262,140,268	74,483,671	72,132,873	71,687,729	72,656,099	553,100,640		
3	Norway	248,537,303	67,966,752	73,945,027	68,265,453	62,238,002	520,952,537		
4	Netherlands	279,812,000	54,460,000	52,484,000	52,124,000	54,956,000	493,836,000		
5	Canada	167,990,533	41,188,191		28,809,407	26,719,985	264,708,116		
6	Spain	160,158,418	20,091,000	2,608,200	6,617,500		189,475,118		
7	Ireland	104,456,604	5,466,772	5,160,772	13,009,444	12,183,300	140,276,892		
8	Germany	62,644,984	16,370,000	19,402,500	20,313,000	10,212,750	128,943,234		
9	Denmark	46,754,665	9,182,231	23,008,541	24,065,368	18,204,325	121,215,130		
10	Australia	44,684,600	13,906,200	16,272,000	18,566,600	14,580,884	108,010,284		
11	Belgium	23,855,145	17,716,150	19,633,125	19,053,650		80,258,070		
12	Finland	35,948,400	9,411,350	8,517,600	9,111,900	9,705,500	72,694,750		
13	Switzerland	28,591,216	6,072,000	5,951,684	7,549,268	7,860,763	56,024,931		
14	Luxembourg	27,272,600	5,982,906	5,577,689	5,747,126	5,082,592	49,662,913		5,434,783
15	United States of America	25,000,000	6,000,000	5,000,000	4,000,000	4,000,000	44,000,000		
16	Republic of Korea	14,500,000	3,000,000	4,000,000	4,000,000	4,000,000	29,500,000		
17	Japan	12,669,083	3,000,000	2,700,000	2,987,013	1,590,814	22,946,910		
18	New Zealand	3,762,700	1,478,975	1,679,375	1,670,425	2,563,200	11,154,675		
19	Italy	8,466,938	1,308,100	645,900	653,350		11,074,288		1,358,696
20	Qatar	2,150,000	4,000,000	3,000,000	1,500,000		10,650,000	1,500,000	
21	Russian Federation	2,000,000	2,000,000	2,000,000	1,000,000		7,000,000		
22	France	5,456,196	720,950	392,670	393,300		6,963,116		
23	China	3,000,000	500,000	500,000	500,000	500,000	5,000,000		
24	India	3,000,000	500,000	500,000	500,000	500,000	5,000,000		

	Donors	2006 - 2010	2011	2012	2013	2014	Total Contributions	2014	2014
		Contribution	Contribution	Contribution	Contribution	Contribution		Verbal Pledge	Written Pledge
25	 Austria	2,404,625	289,180	262,080	271,600		3,227,485		
26	 Kuwait	334,600	675,000	1,000,000	500,000	500,000	3,009,600	500,000	
27	 Brazil	429,985	500,000	750,000	1,000,000		2,679,985	1,200,000	
28	 Poland	1,610,000	326,051	264,200	248,162		2,448,413		
29	 South Africa	1,193,655	272,480	243,457	274,469	243,641	2,227,702		
30	 Portugal	1,384,180	267,180	253,520	67,655	67,655	2,040,190		
31	 Turkey	1,300,000	250,000	200,000	250,000		2,000,000	250,000	
32	 Liechtenstein	885,293	281,532	272,747	272,242	278,118	1,989,932		
33	 Greece	1,400,000	500,000		50,000		1,950,000		
34	 Iceland	1,619,861		50,000	130,000	100,000	1,899,861		
35	 Mexico	500,000	300,000	300,000	350,000		1,450,000	500,000	
36	 Czech Republic	531,706	434,464	124,372		116,213	1,206,755		
37	 Indonesia	525,000	175,000	200,000	200,000		1,100,000		200,000
38	 Monaco	475,783	140,116	64,715	64,990	67,940	813,544		
39	 Saudi Arabia	350,000			450,000		800,000		150,000
40	 Estonia	337,943	92,302	100,185	102,864	135,580	768,874		
41	 Romania	496,525	70,900	92,461	34,348	53,000	747,234		
42	 Ukraine	503,310					503,310		
43	 Malaysia	350,000	100,000	50,000			500,000		
44	 Kazakhstan	225,000	49,964	99,945			374,909		
45	 United Arab Emirates	100,000	50,000	50,000	70,000	100,000	370,000		
46	 Slovenia	190,205	70,990		68,726		329,921		
47	 Argentina	110,000	58,394	68,000	70,000		306,394		70,500
48	 Chile	180,000	30,000	30,000	30,000	30,000	300,000		
49	 Colombia	90,000	10,000	100,000	100,000		300,000		
50	 Andorra	174,183	28,128	26,316	19,646	20,538	268,811		
51	 Singapore	30,000	50,000	50,000	50,000	50,000	230,000		
52	 Hungary	84,088	60,000		20,098	48,047	212,233		

	Donors	2006 - 2010	2011	2012	2013	2014	Total Contributions	2014	2014
		Contribution	Contribution	Contribution	Contribution	Contribution		Verbal Pledge	Written Pledge
53	 San Marino	134,413	50,000	27,291			211,704		
54	 Nigeria	100,000	99,852				199,852		
55	 Central African Republic	197,239					197,239		
56	 Pakistan	94,138		10,000	10,000	10,000	124,138		
57	 Israel	80,000	20,000	20,000			120,000		
58	 Croatia	108,000					108,000		
59	 Trinidad and Tobago	100,000					100,000		20,000
60	 Thailand	40,000		20,000	20,000	20,000	100,000		
61	 Brunei Darussalam	50,000	50,000				100,000		
62	 Mali	0				100,000	100,000		
63	 Azerbaijan	50,000	10,000		39,820		99,820		
64	 Egypt	75,000		15,000			90,000		
65	 Cyprus	60,000	27,600				87,600		
66	 Latvia	40,673			41,027		81,700		
67	 Sri Lanka	49,982	10,000	10,000	10,000		79,982		
68	 Ecuador	60,000	5,000				65,000		
69	 Albania	6,500	4,000	50,000			60,500		
70	 Myanmar	20,000	10,000	10,000	10,000	10,000	60,000		
71	 Peru	25,000		5,000	25,000	4,674	59,674		
72	 Algeria	40,000	10,000				50,000		10,000
73	 Viet Nam	20,000	10,000	10,000	10,000		50,000		10,000
74	 Bahamas	50,000					50,000		
75	 Armenia	25,000	5,000	5,000	5,000	5,000	45,000		
76	 Philippines	30,000	10,000				40,000		
77	 Bulgaria	34,966					34,966		
78	 Lithuania	20,845		10,000			30,845		
79	 Oman	30,000					30,000		
80	 Morocco	25,000	5,000				30,000		

	Donors	2006 - 2010	2011	2012	2013	2014	Total Contributions	2014	2014
		Contribution	Contribution	Contribution	Contribution	Contribution		Verbal Pledge	Written Pledge
81	 Ghana	15,000		15,000			30,000		
82	 Montenegro	12,475	5,000	5,000	3,000		25,475	6,000	
83	 Sovereign Military Order of Malta*	5,000	5,000	5,000	5,000	5,000	25,000		
84	 Antigua and Barbuda	25,000					25,000		
85	 Bangladesh	15,000	10,000				25,000		
86	 Republic of Moldova	20,000	1,000	2,000			23,000		
87	 Mongolia	10,000			10,000		20,000		10,000
88	 Holy See*	15,000	5,000				20,000		
89	 Syrian Arab Republic	15,000					15,000		
90	 Guyana	4,913	2,191	2,196	2,184		11,484		
91	 Grenada	10,000					10,000		
92	 Guatemala	10,000					10,000		
93	 Jamaica	10,000					10,000		
94	 Malta	10,000					10,000		
95	 Slovakia	10,000					10,000		
96	 Mozambique	6,000		2,000	2,000		10,000		
97	 Uruguay	0		5,000	5,000		10,000		
98	 Kenya	9,895					9,895		
99	 Costa Rica	9,643					9,643		
100	 Serbia	0	2,000		7,000		9,000		
101	 Bhutan	4,460	1,500	1,500	1,500		8,960		
102	 Djibouti	8,000					8,000		
103	 The former Yugoslav Republic of Macedonia	7,000					7,000		
104	 Lao People's Democratic Republic	3,000	3,000				6,000		
105	 Lebanon	6,000					6,000		
106	 Afghanistan	3,000	500	1,000	1,000		5,500		

	Donors	2006 - 2010	2011	2012	2013	2014	Total Contributions	2014	2014
		Contribution	Contribution	Contribution	Contribution	Contribution		Verbal Pledge	Written Pledge
107	 Bosnia and Herzegovina	5,000					5,000		
108	 Botswana	5,000					5,000		
109	 Panama	5,000					5,000		
110	 Namibia	3,000	2,000				5,000		
111	 Tunisia	5,000					5,000		
112	 Venezuela	5,000					5,000		
113	 Côte d'Ivoire	0	5,000				5,000		
114	 Tajikistan	2,000		2,000			4,000		
115	 Maldives	2,000	1,000				3,000		
116	 Republic of Congo	2,256					2,256		
117	 Samoa	2,000					2,000		
118	 El Salvador	2,000					2,000		
119	 Georgia	2,000					2,000		
120	 Madagascar	2,000					2,000		
121	 Saint Lucia	1,000	500				1,500		
122	 Benin	1,500					1,500		
123	 Haiti	1,480					1,480		
124	 Timor-Leste	1,200					1,200		
125	 Tuvalu	1,000					1,000		
<b>Subtotal</b>		<b>1,950,687,913</b>	<b>464,537,072</b>	<b>425,144,941</b>	<b>478,257,364</b>	<b>408,615,620</b>	<b>3,727,242,910</b>	<b>3,956,000</b>	<b>7,263,979</b>

### REGIONAL AND LOCAL AUTHORITIES

	Donors	2006 - 2010	2011	2012	2013	2014	Total Contributions	2014	2014
		Contribution	Contribution	Contribution	Contribution	Contribution		Verbal Pledge	Written Pledge
126	Regional Government of Flanders	0	421,080	380,940	401,430	410,100	1,613,550		
127	Hyogo Prefecture Japan	860,567					860,567		
128	State of South Australia	0				308,144	308,144		
<b>Subtotal</b>		<b>860,567</b>	<b>421,080</b>	<b>380,940</b>	<b>401,430</b>	<b>718,244</b>	<b>2,782,261</b>	<b>0</b>	<b>0</b>

### PRIVATE SECTOR AND CIVIL SOCIETY

	Donors	2006 - 2010	2011	2012	2013	2014	Total Contributions	2014	2014
		Contribution	Contribution	Contribution	Contribution	Contribution		Verbal Pledge	Written Pledge
129	Private Donations through UNF	1,465,074	145,930	36,586	15,787		1,663,377		
130	Jefferies and Company	1,000,000					1,000,000		
131	BASF (Germany and South East Asia)	761,032					761,032		

	Donors	2006 - 2010	2011	2012	2013	2014	Total Contributions	2014	2014
		Contribution	Contribution	Contribution	Contribution	Contribution		Verbal Pledge	Written Pledge
132	Price Waterhouse Coopers	700,000					700,000		
133	Western Union Foundation	350,000	100,000	150,000	50,000		650,000		
134	Abu Dhabi National Energy Company «TAQA»	422,257					422,257		
135	United Nations Foundation Core Fund	250,000					250,000		
136	SCOR Group	200,000					200,000		
137	HSBC Bank Middle East Limited	116,825					116,825		
138	Private donations outside United Nations Foundation (under \$10,000)	102,779	7,850	5,000	882	300	116,811		
139	World Mission Society Church of God	100,000					100,000		
140	UN Spouses Bazaar	35,113				59,967	95,080		
141	Baha'I International Community (National Spiritual Assembly)	30,000		20,000	10,000		60,000		
142	ENDESA Spain	55,193					55,193		
143	Skanska USA Building Inc	50,000					50,000		
144	Cigna Foundation	0				50,000	50,000		
145	Alexander Bodini Foundation	45,000					45,000		
146	Chung Te Buddhist Association of New York, Inc	41,771					41,771		
147	Latin American Benevolent Foundation	25,000					25,000		
148	Lenovo Next Generation Hope Fund	0			25,000		25,000		
149	Disaster Resource Network	24,978					24,978		
150	Daystar Christian Centre	20,000					20,000		
151	GMC Services	20,000					20,000		
152	United Islamic Center	20,000					20,000		
153	Korean and Overseas fans of Kim Hyun Joong	19,293					19,293		
154	Jan Egeland	17,240					17,240		
155	ENDESA Peru	12,948					12,948		
156	Humanity First	12,500					12,500		
157	The Estate of George Gary	10,408					10,408		
158	Kimse Yok Mu Association	0	10,000				10,000		
159	Bilkent Holding AS	10,000					10,000		
160	Chih-Kun Chan	0				10,000	10,000		
161	Red Crescent of UAE	9,982					9,982		
<b>Subtotal</b>		<b>5,927,393</b>	<b>263,780</b>	<b>211,586</b>	<b>101,669</b>	<b>120,267</b>	<b>6,624,695</b>	<b>0</b>	<b>0</b>
<b>OVERALL TOTAL</b>		<b>1,957,475,873</b>	<b>465,221,932</b>	<b>425,737,467</b>	<b>478,760,463</b>	<b>409,454,131</b>	<b>3,736,649,866</b>	<b>3,956,000</b>	<b>7,263,979</b>

## Notes:

- Individual Pledges and Contributions amounts include gain/loss on exchange, which is included under a separate sub-heading in UN Secretariat financial statements and in CERF reports.