

METHODOLOGY

CERF Underfunded Emergencies (UFE): 2019 second allocation round

The Central Emergency Response Fund's (CERF) underfunded emergencies (UFE) grants are allocated twice a year to the least funded emergencies with the highest levels of risk, vulnerability and humanitarian needs.

The Emergency Relief Coordinator selects emergencies that will receive CERF support for life-saving humanitarian action based on a rigorous analysis and an inclusive consultation process. Qualitative and contextual information is collected during a consultation process with UN agencies, NGOs and different parts of OCHA, as well as from a document review. The two-tier analysis of funding levels and humanitarian needs relies on quantitative data from established data sources.

The CERF secretariat analysed the funding coverage of all emergencies with data from the Financial Tracking

Service (FTS), UN agencies and the country-based pooled funds dashboard. The analysis then considers numerous data sources on vulnerability and humanitarian needs, especially those that focus on food insecurity, conflict, human rights and protection. The six measures are weighted and combined into the CERF Index for Risk and Vulnerability (CIRV), which includes data on conflict and natural disasters, protection and fragility, vulnerable groups and coping capacity, and is forward-looking as it includes assessments of future risks.

CERF continuously improves the methodology and process it uses to identify the most underfunded emergencies, based on feedback collected after each allocation round. For the first time this round, CERF introduced to the CIRV additional indicators to measure violence against women.

RISK AND VULNERABILITY IN UNDERFUNDED EMERGENCIES

The figures below reflect information available at the time of UFE analysis (as of 1 July 2019).

	Allocation in US\$	People targeted by CERF response	Funding requirements in US\$	Funding received in US\$	Funding coverage %	CIRV 1-100
AFGHANISTAN	16M	527k	611.8M	156.7M	26%	72
BANGLADESH	10M	369k	920.5M	301.7M	33%	41
BURKINA FASO	6M	540k	187.0M	44.6M	24%	53
CAMEROON	5M	655k	298.9M	56.3M	19%	55
ERITREA	2M	368k	28.2M	1.2M	4%	33
MALI	6M	200k	296.5M	75.8M	26%	51
SUDAN	14M	410k	1.2B	330.9M	29%	65
VENEZUELA	10M	838k	332.8M	21.9M	7%	34
VENEZUELA REGION	6M	300k	737.6M	169.8M	23%	N/A

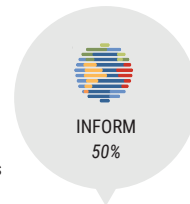
CERF INDEX OF RISK AND VULNERABILITY

CIRV consists of 6 measures weighted as shown in the graph

Risk of increased humanitarian needs
10%



Conflict prevalence
10%



CIRV
CERF Index for Risk and Vulnerability

Food insecurity
10%



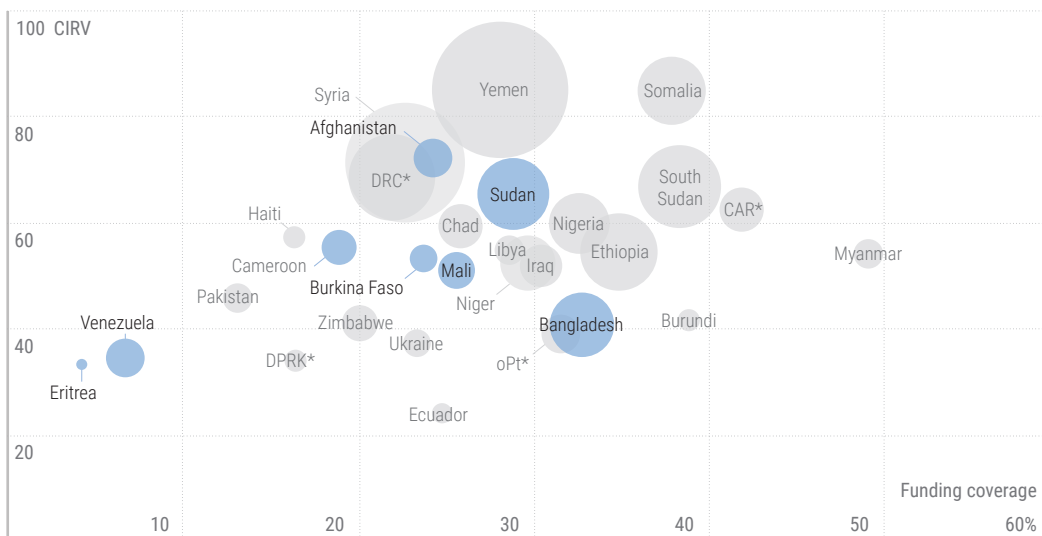
Human rights violations*
10%

Conflict dynamics
10%

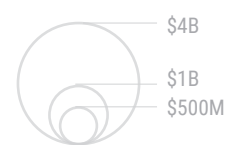
*Includes indicators on violence against women.

FUNDING AND VULNERABILITY

Scatter plot showing the funding coverage versus risk and vulnerability analysis (as of 1 July 2019).



Funding requirements in US\$ millions



* CAR - Central African republic
DPRK - Democratic People's Republic of Korea
DRC - Democratic Republic of the Congo
oPt - occupied Palestinian territory